



OKAY...YOU JUST PICKED UP GOOD COMPANY: FACTS AND FICTIONS OF BIKUR CHOLIM FOR YOURSELF, YOUR STUDENTS, OR YOUR SYNAGOGUE...



BUT NOW YOU MAY BE WONDERING: HOW CAN I BE SURE IT IS PUT TO GOOD USE?



SO, WE'RE HERE TO GIVE YOU SOME IDEAS ON...

HOW TO USE "Good Company"

TO MOTIVATE, EDUCATE, AND INSPIRE!

A Lesson Plan for your Group or Class

Instructional Objectives:

- TO UNDERSTAND THE VALUE OF VISITING THE SICK AND HOMEBOUND.
- TO OVERCOME MYTHS AND FEARS THAT STAND IN THE WAY OF VISITING.
- TO INSPIRE CREATIVE AND EMPATHIC RESPONSES TO PEOPLE IN NEED.

Motivation:



NEXT, ASK: WHAT MAKES IT SOMETIMES DIFFICULT TO VISIT THE SICK?


- ① Fear of seeing sick people
- ② Fear of talking to strangers
- ③ Don't want to be exposed to disease
- ④ Have my own problems
- ⑤ Hate small talk

Development:

THEN, HAND OUT XEROX COPIES OF SOME OF THE FICTION PAGES OF *GOOD COMPANY* AND ASK:



LET YOUR GROUP BRAINSTORM...



YOU CAN STILL HELP OUT EVEN IF YOU'RE SHY: YOU COULD MAIL "GET WELL SOON" CARDS...

... MAYBE YOU COULD READ THE NEWSPAPER OUT LOUD, LIKE THE SPORTS PAGES OR THE STOCKS...

...OR, IF YOU DON'T KNOW WHAT TO SAY, YOU COULD ASK THOSE WHOM YOU'RE VISITING ABOUT THEIR LIVES...

OKAY, MAYBE NOT THE STOCKS...

THEN YOU CAN PRESENT THE CORRESPONDING FACT CARTOON:



GOOD IDEAS, ALL... HERE'S THE RESPONSE FROM **GOOD COMPANY**, BUT IT'S NOT THE ONLY ONE.

REPEAT THE PROCEDURE WITH A FEW MORE FICTION CARTOONS FROM **GOOD COMPANY** TO STIMULATE MORE DISCUSSION.

Going further:

OPTION I GIVE THEM ANOTHER FICTION -- AND HAVE THEM DRAW A FACT:



OPTION II OR, HAVE THEM DRAW THEIR OWN FICTION AND FACT:



Fact: If you are asked a question about something for which you don't know the answer, you can always say "I don't know" and try to find it out later!



SEE NEXT PAGE FOR QUICK CARTOONING TIPS!

Quick cartooning tips

SECRETS
OF THE PROS

YOU DON'T NEED TO KNOW HOW TO DRAW IN ORDER TO CREATE A CARTOON! WHEN MEMBERS OF THE GROUP MAKE THEIR BIKUR CHOLIM COMICS, ALL THEY REALLY NEED TO KNOW ARE SIMPLE TRICKS OF DRAWING EXPRESSIONS:

FACES



BELIEVE IT OR NOT, THIS SIMPLE FACE CAN EXPRESS A LOT OF EMOTION!

Happy



(EYEBROWS UP & A SMILE)

Sad




(EYEBROWS UP & A FROWN)

Angry



(EYEBROWS DOWN, & A FROWN)

Worried




(EYEBROWS UP & A SQUIGGLY MOUTH)

Furious



(EYEBROWS DOWN & CLENCHED TEETH)

Sleeping



(EYES UP IN A SLANT & CIRCLE FOR A MOUTH)

BALLOONS

DIFFERENTLY SHAPED BALLOONS ALSO EVOKE EMOTION.



THIS IS USED FOR NORMAL CONVERSATION.



THIS IS USED TO EVOKE ANGER!



AND THIS IS USED TO SHOW THINKING.

GROUP MEMBERS CAN USE THESE TECHNIQUES TO CONVEY THEIR THOUGHTS AND IDEAS ABOUT BIKUR CHOLIM, AND TO CREATE MORE CARTOONS TO ENCOURAGE AND INSPIRE OTHERS.